




Product Comparison

7, 5, and 3 Series



Model	7 Series 700A11	5 Series 500A11	3 Series 300A11
Applications	The ultimate in luxury Variable capacity forced air heating and cooling with hot water assist. <i>Available with integrated OptiDry™ dehumidification</i>	Upscale comfort Dual or single capacity forced air heating and cooling with hot water assist.	A smart choice Dual capacity forced air heating and cooling with hot water assist.
Sizes	3 to 5 ton variable capacity (3 sizes)	1 to 6 ton single speed (9 sizes) 2 to 6 ton dual capacity (5 sizes)	2 thru 6 ton dual capacity (5 sizes)
Efficiency AHRI 13256-1 (GLHP) Closed loop	Part Load 5.1 COP / 39.0 - 43.5 EER Full Load 3.4 - 3.5 COP / 19.1 - 21.6 EER	3.9 - 4.8 COP / 24.9 - 28.0 EER 3.7 - 4.2 COP / 17.6 - 22.0 EER	3.7 - 4.1 COP / 20.6 - 22.3 EER 3.4 - 3.8 COP / 15.5 - 16.5 EER
Refrigerant	R-410A	R-410A	R-410A
Compressor	High-efficiency scroll (variable capacity)	High-efficiency scroll (single speed & dual capacity)	High-efficiency scroll (dual capacity)
Blower	Premium Variable speed ECM Oversized ECM (036 model only)	Variable speed ECM or 5-Speed ECM, Optional PSC in single speed units	5-speed ECM
Cabinet Configurations	Vertical top, bottom, or rear flow Horizontal end or side discharge All left or right return	Vertical top, bottom, or rear flow Horizontal end or side discharge All left or right return	Vertical top flow Horizontal side or end discharge All left or right return
Stages * with auxiliary heat	Variable	3 heat*, 2 cool	3 heat*, 2 cool
Controls	Aurora Variable Speed Controller with energy and refrigeration monitoring standard Optional performance monitoring Onboard diagnostics Symphony compatible	Aurora Base Controller Optional Aurora Advanced Controller with energy monitoring Optional performance monitoring Optional refrigeration monitoring Onboard diagnostics Symphony compatible	Aurora Base Controller Symphony compatible
Air Coil	All-aluminum PinnaCoil™	All-aluminum PinnaCoil™	All-aluminum PinnaCoil™
Desuperheater	Optional Internal mount pump	Optional Internal mount pump	Optional Internal mount pump
Auxiliary Heat	Optional Internal mount on vertical	Optional Internal mount on vertical	Optional Internal mount on vertical
Zone Control Option	IntelliZone2 (up to 6 zones)	IntelliZone2 (up to 4 zones)	IntelliZone2 24V (up to 4 zones)
Warranty	10 year parts, 5 year labor allowance on internal parts 5 year parts, 5 year labor allowance on accessories 10 year parts, 10 year labor allowance on internal parts available for buy-up	10 year parts, 5 year labor allowance on internal parts 5 year parts, 5 year labor allowance on accessories 10 year parts, 10 year labor allowance on internal parts available for buy-up	5 year parts, 5 year labor allowance on refrigeration components 2 year parts, 2 year labor allowance on all other parts and accessories 5 year all parts and labor available for buy-up
ENERGY STAR Rated Closed earth loop rating points	 Yes All sizes	 Yes All ECM models and most PSC models	 Yes All sizes